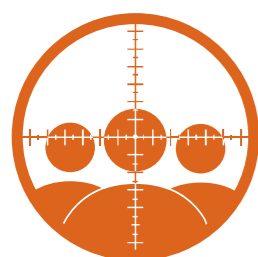


Security in numbers

INCREASE OF INTENTIONAL HOMICIDES



Rate of **23.6**
per 100,000
inhabitants
50,033
victims in 2020

↑ **4%**



78.0%
were caused by
the use of firearms

THE VICTIMS



76.2%
black



54.3%
young people

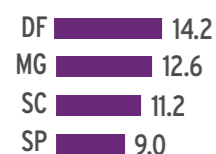


91.3%
male gender

HIGHEST RATES (per 100,000 inhabitants)



LOWEST RATES (per 100,000 inhabitants)



POLICE DEADLY FORCE



6.416
deaths resulting from
police interventions
↑ of **0.3%**

THE VICTIMS

78.9%
black

76.2%
between 12 and
29 years old

98.4%
male gender

50 cities concentrate **55.8%**
of all police lethality

POLICE VICTIMIZATION - MORE DIED FROM COVID THAN FROM HOMICIDE



472 police
officers killed due
to **coronavirus**

194 police officers
murdered

62.7% black

58.9% between 30 and 49 years old

98.4% male gender

72% died during off-duty hours



GREEN LIGHT FOR GUNS



108.4%
increase in long
gun import permits
in one year

1,279,491
active firearm
registrations in SINARM
(National Weapons
System - Federal Police)



↑ **100.6%**
since 2017



↑ **29.6%** in CAC (hunter,
shooter, collector) registrations
in SIGMA (System of Military
Management of Weapons)

561,331
registrations

186,071

new weapons in 2020 in
SINARM (Federal Police - FP)

↑ **97.1%**
in one year



VIOLENCE AGAINST GIRLS AND WOMEN



1,350
femicides

↑ **0,7%**

Victims of femicides



74.7%
between 18 and
44 years old



61.8%
black



81.5%
killed by intimate
partners or former
partners



8.3%
by other
relatives



55.1% of the cases
with a bladed weapon

REDUCTION IN ALL ROBBERIES



↓ **26.9%**
stolen vehicles



↓ **27.1%**
commercial
burglary



↓ **16,6%**
home burglary



↓ **36,2%**
passer-by robbery



↓ **25,4%**
cargo theft

MISSING PERSONS

62,857
missing persons

172 per day



↓ **21,6%**

VIOLENCE AGAINST THE LGBTQI+ POPULATION



↑ **20.9%** **1,169**
physical
assaults
cases

↑ **24.7%**
homicides

121
murders



1 domestic
violence call per
minute in 2020



694,131 emergency
calls to the military
police due to
domestic violence

↑ **16,3%**

294,440 Urgent
Protective Measures
granted by the
Courts of Justice

↑ **3,6%**

230,160
records of physical
injury as a result of
domestic violence

↓ **7,4%**

PRIVATE SECURITY



reduction in the
number of jobs

↓ **7,239**
vacancies



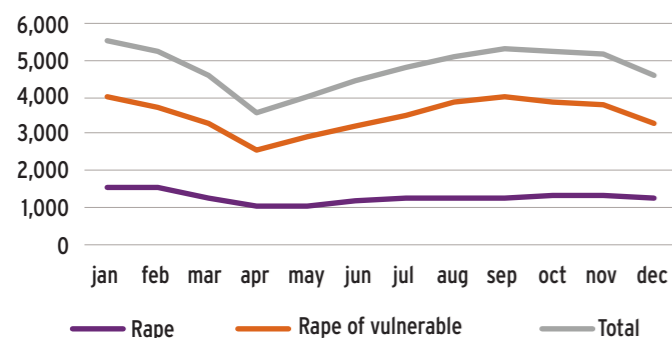
It is estimated that **50%**
of the private security
professionals able to work in
Brazil are not employed

SEXUAL VIOLENCE

60,460 rapes in 2020
↓ 14.1%



Registrations of Rape and rape of vulnerable in Civil Police stations per month. Brazil, 2020.



73.7% of victims were vulnerable, incapable of consent

60.6% were under 13 years old

86.9% female gender

85.2% of the cases the perpetrator was known to the victim

EXPENDITURE REDUCTION

96 billion in public security spending by 2020

↓ 1,7%

UNION	+18,1%	↑
STATES AND FEDERAL DISTRICT	-2,4%	↓
MUNICIPALITIES	-29,7%	↓

Resources of the National Public Security System

R\$1.5 billion in transfers from the Lotteries to the National Public Security Fund



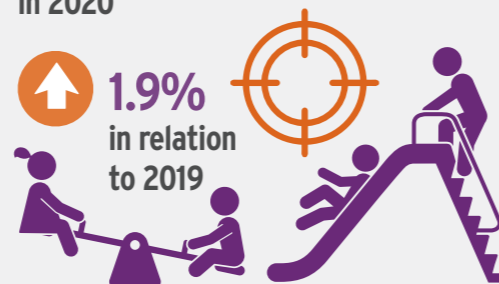
VIOLENCE AGAINST CHILDREN AND ADOLESCENTS

267 children aged 0 to 11 years Murdered in 2020
170 children were aged 0 to 4 years old



5,855 adolescents aged 12 to 19 victims of intentional homicides

↑ 1.9% in relation to 2019




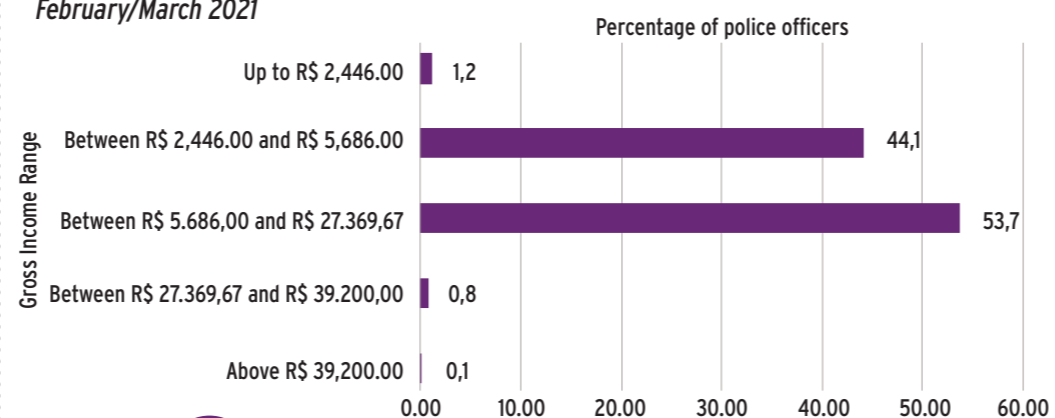
↑ 3.6%

MAP OF THE POLICE DEMONSTRATES GREAT DISTORTION IN SALARIES

Average earnings of Brazilian police officers



Distribution of Public Security Personnel per Range of Gross Monthly Wages Brazil February/March 2021



The gap between the lowest and highest salary is up to **15.9** times greater



LISTENING TO POLICE OFFICERS

29.5% of Brazilian police officers have tested positive for Covid-19

85% are afraid of being infected by the coronavirus while working



10.4% Minority of police officers are in favor of the possession and carrying of weapons for everyone in the population, without limits of any kind



49.7% of police officers believe that the Federal Government is carrying out actions to assist their work in the pandemic

57.4% among Military Police and **31.8%** among the Civil Police Officers.

43.2% believe that the State Government is carrying out actions to help their work in the pandemic.

42.4% among military police officers and

41.3% among Civil Police officers.

Feel comfortable

62,8% asking people to put on the mask

43,5% carrying out operations in clandestine parties

45.8% dispersing crowds

Feel uncomfortable

52.5% to fine irregularly open stores and services



PRISONS

759,518 people deprived of freedom



76.1% in closed regime + provisional

17.4% in semi-open regime

6.5% in open regime

PRISONS AND COVID

57,619 cases of covid among prisoners

21,419 cases among penitentiary system employees

18.3% of all employees were infected

