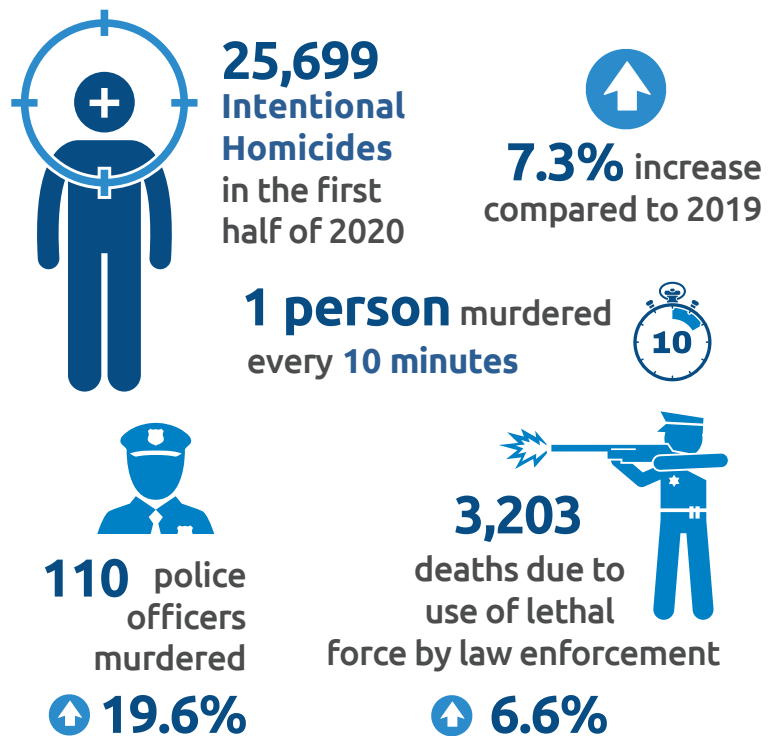


Safety in numbers

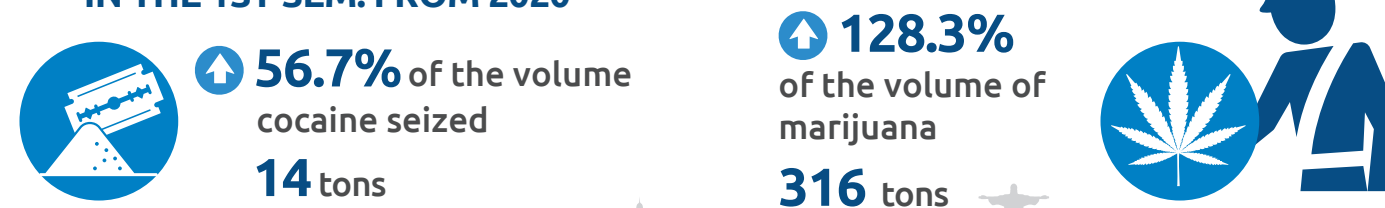
INTENTIONAL HOMICIDES INCREASE AGAIN IN THE FIRST HALF OF 2020



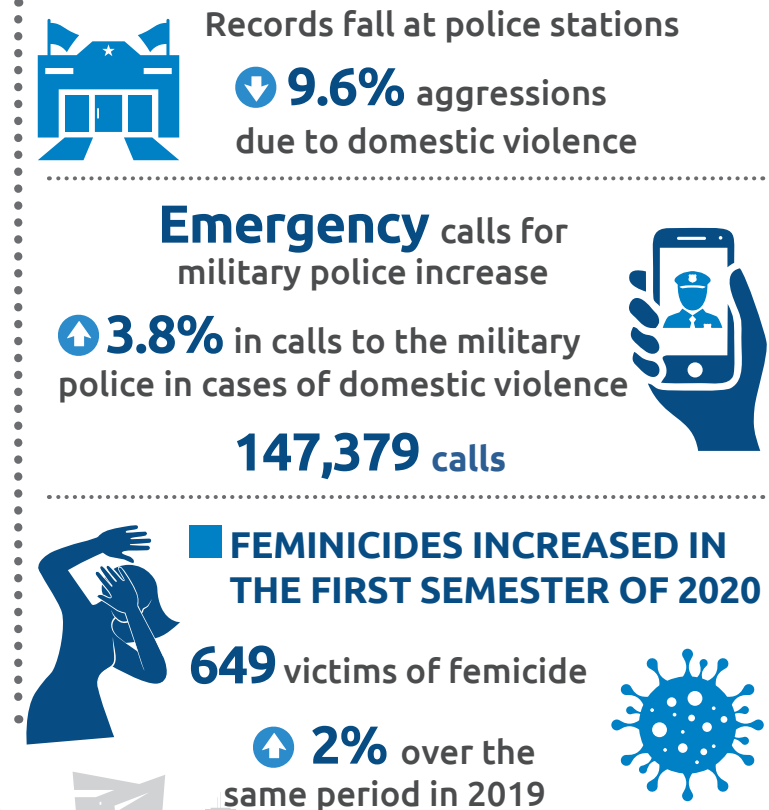
REDUCTION OF PROPERTY CRIMES IN THE FIRST SEMESTER OF 2020



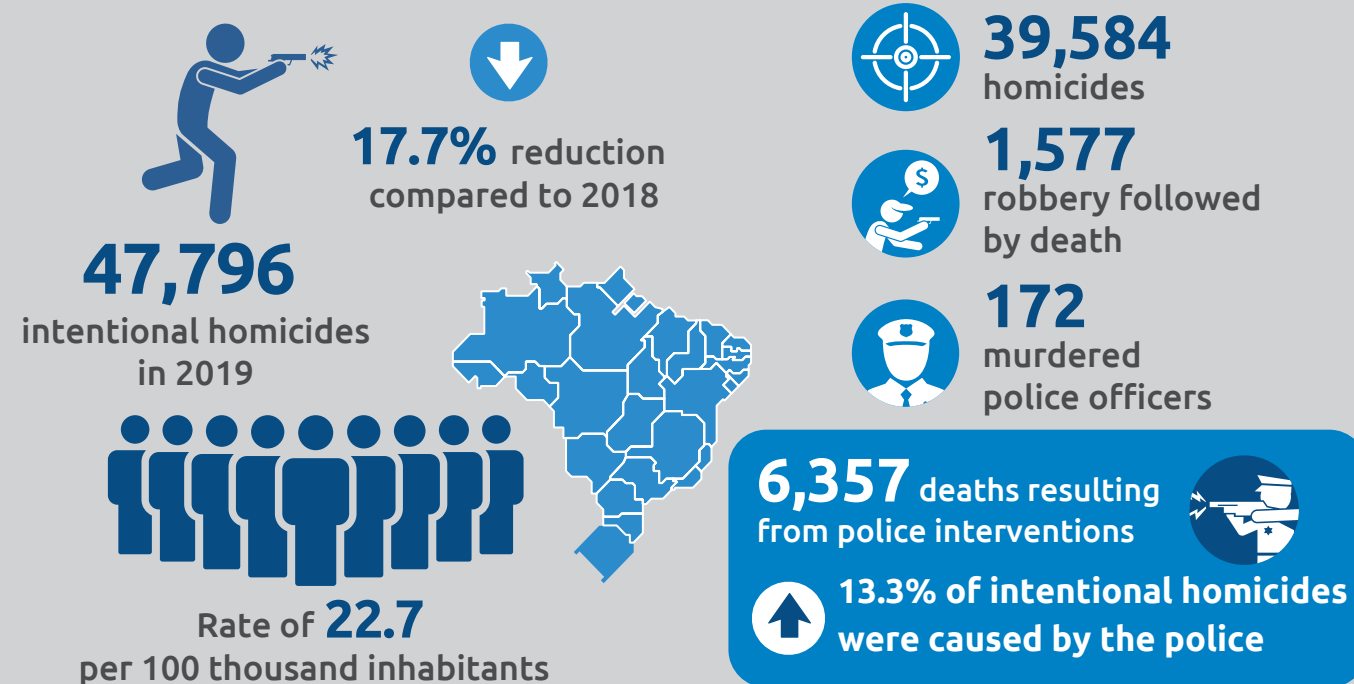
INCREASE OF THE SEIZURES BY THE FEDERAL HIGHWAY POLICE IN THE 1ST SEM. FROM 2020



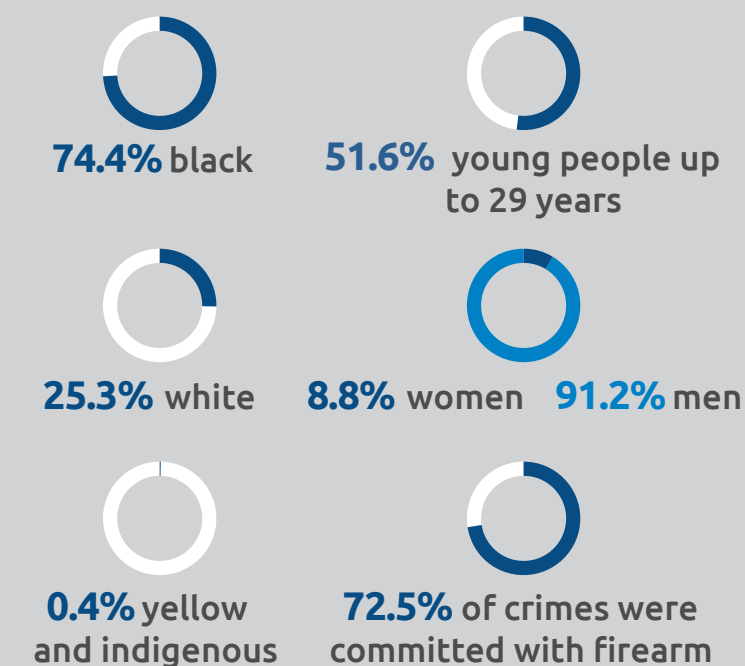
VIOLENCE AGAINST WOMEN DURING THE PANDEMIC



VICTIMS OF LETHAL VIOLENCE IN BRAZIL IN 2019



Victims of lethal violence in Brazil in 2019



But the profile changes depending on the occurrence

Robbery followed by death

55.8% black and **43.9%** white

25.7% were over 60 years old

89% men

Murdered police officers

65.1% black

55.2% were between 30 and 49 years


99% men

Victims of police killings

79.1% black

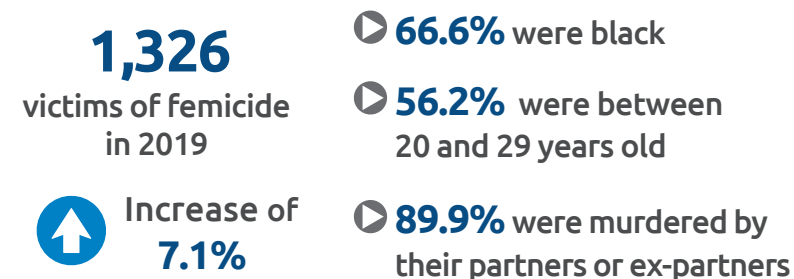
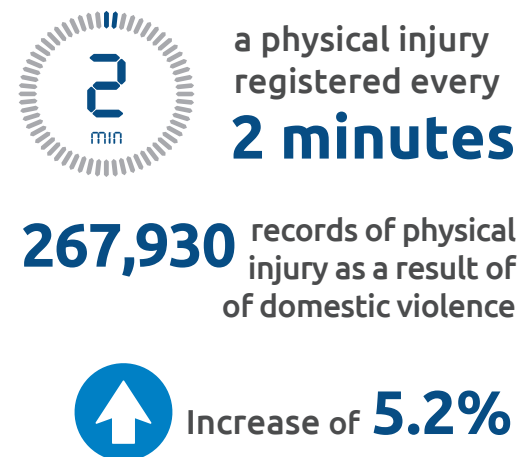
74.3% young people 29 years old and younger

99.2% men

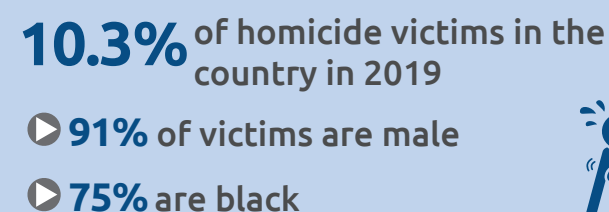


Safety in numbers

DOMESTIC AND SEXUAL VIOLENCE IN 2019



VIOLENCE AGAINST CHILDREN AND ADOLESCENTS



VIOLENCE AGAINST LGBTQI+

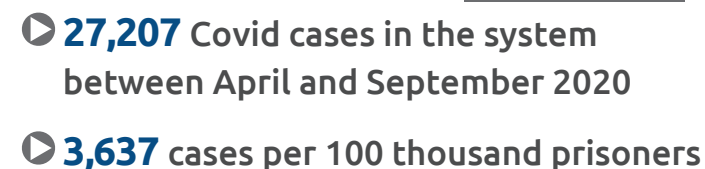


PRISON SYSTEM






Deficit of vacancies reaches **305,660**

Prisons and Covid-19



PUBLIC SAFETY POLICY FINANCING



- Federal Government: **11.3 bi reais**  **-3.8%**
- States: **77.3 bi reais**  **+0.6%**
- Municipalities: **6.3 bi reais**  **+5.3%**

The importance of cities in policy co-financing

2,423 cities declared spending in public safety in 2019



POLICE IN POLITICS



87.6% of the candidates linked to **right and center-right parties in the 2020**

94.5% of the candidates were men throughout the period



Police and military represented **3.8%** of the Brazilian electorate in 2018

PRIVATE SECURITY



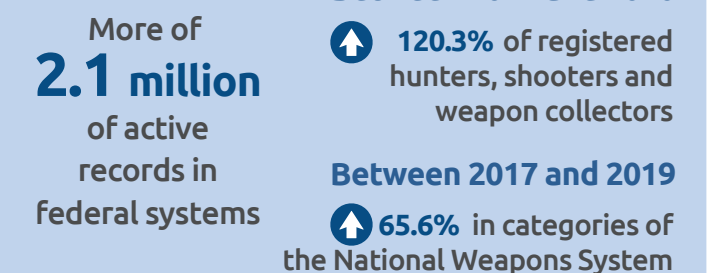
545,477 active guard in the private security in Brazil in 2020



49% in the southeast region



FIREARMS



105,038 weapons seized in 2019 by state police

 **0.3%** compared to 2018



MISSING PERSONS

79,839 people missing in 2019

 Increase of **1,2%**